

Golden Bridge Electech Inc.

Investor Update

December 17, 2021

Contents

- 2021 Operations Overview
- 2022 Outlook
- Q& A

2021 Q3 合併綜合損益表

2021 Q3 Statement of Comprehensive Income (Consolidated)

Amount: NTD Million

		Q3'21		Q2'21		Q3'20	
營業收入	Net Sales	290	100%	249	100%	281	100%
營業成本	Cost of Goods Sold	256	-88%	216	-87%	227	-81%
營業毛利	Gross Profit	34	12%	33	13%	54	19%
營業費用	Operating Expenses	47	-16%	46	-18%	50	-18%
營業利益	Operating Income	13	-4%	13	-5%	4	1%
營業外收入(支出)	Non-operating Income, Net	0	0%	4	-2%	14	5%
稅前淨利	Income Before Tax	13	-4%	17	-7%	18	6%
本期淨利	Net Income	12	-4%	17	-7%	18	6%
其他綜合損益（淨額）	Other Comprehensive Income, Net	18	-6%	24	-10%	6	-2%
本期綜合損益總額	Comprehensive Income	30	-10%	41	-17%	12	4%

2021 Q1 – Q3 合併綜合損益

2021 Q1 – Q3 Statement of Comprehensive Income (Consolidated)

Amount: NTD Million

1 ~ 9 月 Nine Months Ended September 30

		Y-T-Q3 '21		Y-T-Q3 '20	
營業收入	Net Sales	744	100%	688	100%
營業成本	Cost of Goods Sold	<u>-663</u>	<u>-89%</u>	<u>-572</u>	<u>-83%</u>
營業毛利	Gross Profit	81	11%	116	17%
營業費用	Operating Expenses	<u>-138</u>	<u>-19%</u>	<u>-140</u>	<u>-20%</u>
營業利益	Operating Income	<u>-57</u>	<u>-8%</u>	<u>-24</u>	<u>-3%</u>
營業外收入(支出)	Non-operating Income, Net	<u>12</u>	<u>2%</u>	<u>33</u>	<u>5%</u>
稅前淨利	Income Before Tax	<u>-45</u>	<u>-6%</u>	<u>9</u>	<u>1%</u>
本期淨利	Net Income	<u>-45</u>	<u>-6%</u>	<u>11</u>	<u>2%</u>
其他綜合損益（淨額）	Other Comprehensive Income, Net	<u>-69</u>	<u>-9%</u>	<u>-47</u>	<u>-7%</u>
本期綜合損益總額	Comprehensive Income	<u>-114</u>	<u>-15%</u>	<u>-36</u>	<u>-5%</u>

2021 /09/30 合併資產負債表摘錄

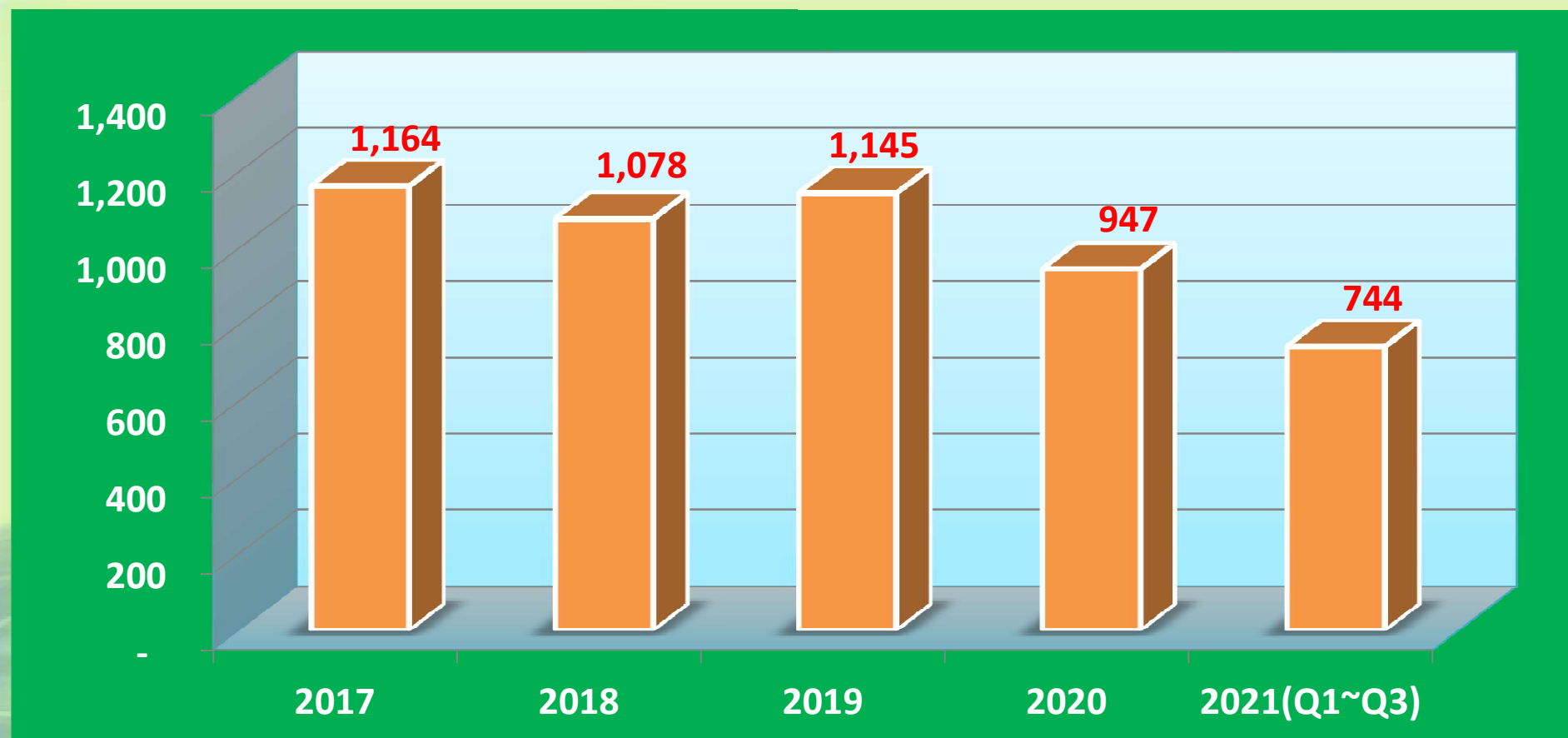
2021/09/30 Balance Sheet Highlight (Consolidated)

Amount: NTD Million		2021/9/30	2021/6/30	2020/9/30
現金及約當現金	Cash and Cash Equivalents	182	188	197
應收票據及應收帳款(淨額)	Notes & Accounts Receivable, Net	324	272	300
存貨	Inventory	293	270	212
短期負債(a)	Short Term Debt(a)	460	450	490
長期負債	Long Term Debt	61	0	0
權益總計	Equity	1,272	1,301	1,389
資產總計	Total Assets	2,087	2,017	2,136

(a) Short term debt = short term bank loan + current portion of long term loan

集團營收(Consolidated Revenue) 2017 - 2021 (Q1-Q3)

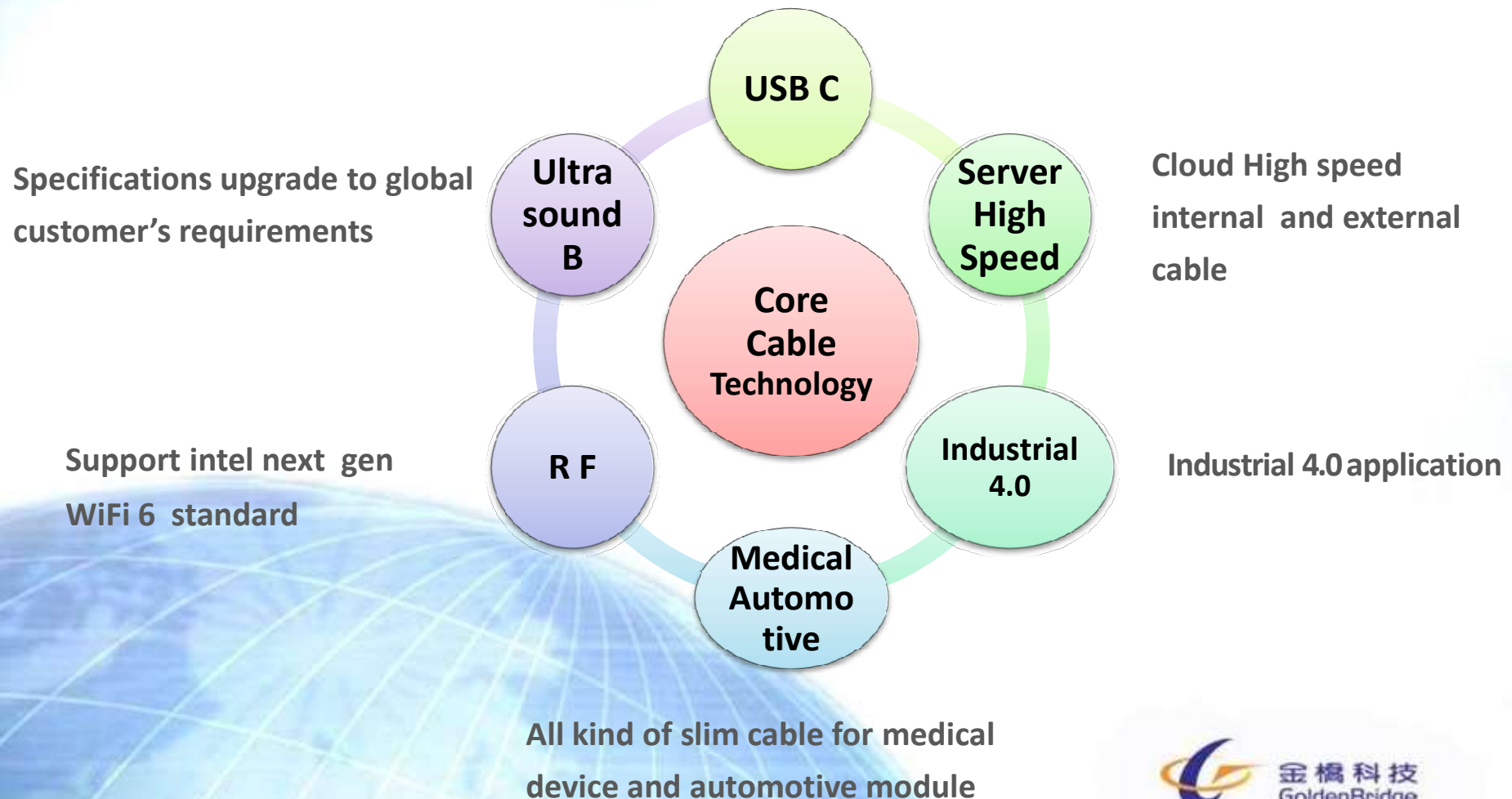
NTD Million



主要產品

Main Products

Next Gen Computer/Mobile device,
USB Cable , support 20G/ 40G Hz



2022 Outlook




➤ Business Focus:

- ◆ Malaysia factory built to expand production capacity
- ◆ Continue to expand high-margin and customized niche markets
- ◆ Development of new high-speed wire
- ◆ Increase gross profit

➤ Strengthen and Develop the following product sectors:

- ◆ Development of AR/VR transmission cable assembly
- ◆ Development of cables for hearing test
- ◆ Development of Micro-endoscopes cable
- ◆ Development of cables for gynecological examination

產品應用 Application



Medical	Automotive & Aircraft	Communications	Industrial Applications	Consumer
Medical & Beauty	Automotive	Voice communications	Industrial control	Smart phone
Health care	Aircraft	Data communications Aerospace	Data capture Data process center	Wearable device Entertainment

Thank you !