

Golden Bridge Electech Inc. Investor Conference

December 23, 2022

Contents

- 2022 Operations Overview
- 2023 Outlook
- Q & A

2022 3Q 合併綜合損益表- QoQ

2022 3Q Statement of Comprehensive Income (Consolidated) - QoQ

Amount: NTD Million

		3Q'22		3Q'21		QoQ
營業收入	Net Sales	419	100.0%	290	100.0%	44.5%
營業成本	Cost of Goods Sold	(328)	(78.3%)	(256)	(88.3%)	28.1%
營業毛利	Gross Profit	91	21.7%	34	11.7%	167.6%
營業費用	Operating Expenses	(46)	(11.0%)	(47)	(16.2%)	(2.1%)
營業利益	Operating Income	45	10.7%	(13)	(4.5%)	446.2%
營業外收入(支出)	Non-operating Income, Net	26	6.2%	1	0.3%	2500.0%
稅前淨利	Income Before Tax	71	16.9%	(12)	(4.1%)	691.7%
本期淨利	Net Income	56	13.4%	(12)	(4.1%)	566.7%
其他綜合損益（淨額）	Other Comprehensive Income, Net	(5)	(1.2%)	(17)	(5.9%)	70.6%
本期綜合損益總額	Comprehensive Income	52	12.4%	(29)	(10.0%)	279.3%

2022 1Q - 3Q 合併綜合損益表 - YoY

2022 1Q - 3Q Statement of Comprehensive Income (Consolidated) - YoY

Amount: NTD Million

		1~9月 Nine Months Ended September 30				
		2022		2021		YoY
營業收入	Net Sales	1,063	100.0%	744	100.0%	42.9%
營業成本	Cost of Goods Sold	(874)	(82.2%)	(663)	(89.1%)	31.8%
營業毛利	Gross Profit	189	17.8%	81	10.9%	133.3%
營業費用	Operating Expenses	(141)	(13.3%)	(138)	(18.5%)	2.2%
營業利益	Operating Income	49	4.6%	(57)	(7.7%)	186.0%
營業外收入(支出)	Non-operating Income, Net	47	4.4%	12	1.6%	291.7%
稅前淨利	Income Before Tax	96	9.0%	(45)	(6.0%)	313.3%
本期淨利	Net Income	76	7.1%	(45)	(6.0%)	268.9%
其他綜合損益（淨額）	Other Comprehensive Income, Net	(62)	(5.8%)	(69)	(9.3%)	10.1%
本期綜合損益總額	Comprehensive Income	14	1.3%	(114)	(15.3%)	112.3%

2022 3Q 合併資產負債表摘錄

2022 3Q Balance Sheet Highlight (Consolidated)

Amount: NTD Million

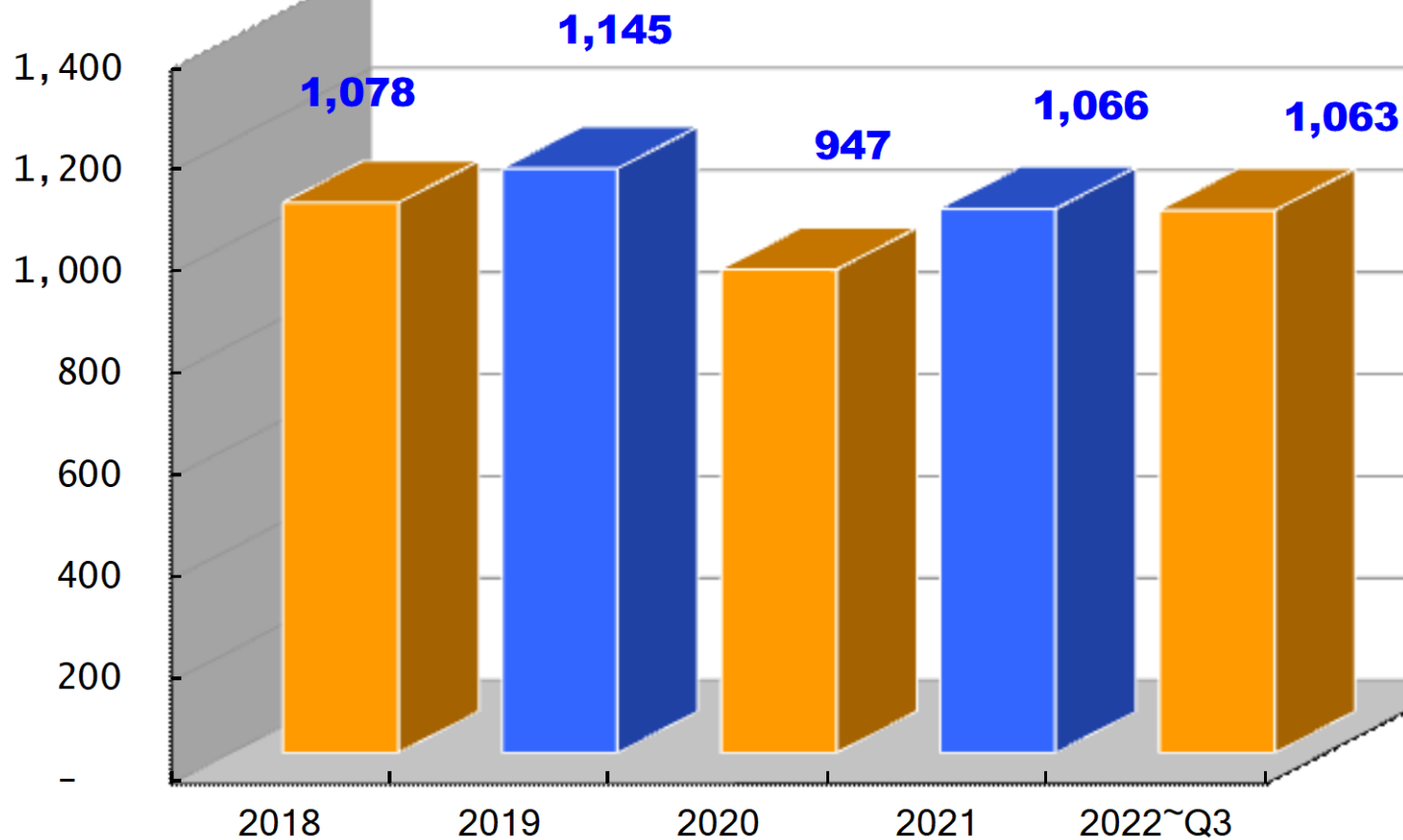
		2022/9/30	2022/6/30	QoQ
現金及約當現金	Cash and Cash Equivalents	212	214	(0.9%)
應收票據及應收帳款(淨額)	Notes & Accounts Receivable, Net	476	410	16.1%
存貨	Inventory	374	418	(10.5%)
短期負債(a)	Short Term Debt(a)	800	824	0.0%
長期負債	Long Term Debt	72	64	0.0%
權益總計	Equity	1,235	1,184	4.3%
資產總計	Total Assets	2,107	2,072	1.7%

(a) Short term debt = short term bank loan + current portion of long term loan

集團營收(Consolidated Revenue)

2018 - 2022 3Q

NTD Million



產品類別(Product Lines)

- ✦ 通訊線材(組)

Communication Cable: 雲端應用用線

- ✦ 電腦週邊設備線材

Computer Accessory & Peripherals: USB type C 用線

- ✦ 工業用原線材

Industrial Applications: 高溫耐熱線材

- ✦ 醫療儀器用連接線

Medical Cable: 超音波用線

- ✦ 消費性電子連接線組

Consumer Products: 遊戲機線組

- ✦ 其他

Others : AR/VR相關產品

2023 Outlook



➤ Business Focus:

- ◆ Expand the number of customers and revenue in the United States, Europe and Asia
- ◆ Brand client
- ◆ Increase gross profit
- ◆ Established a factory in Malaysia to expand production capacity

➤ Actively explore and develop products in related fields :

- ◆ 4K video and Cloud Computing
- ◆ Medical Device
- ◆ Automotive

產品領域Application



Medical	Automotive & Aircraft	Communications	Industrial Applications	Consumer
Medical & Beauty	Automotive	Voice communications	Industrial control	Smart phone
Health care	Aircraft	Data communications	Data capture Data process center	Wearable device
		Aerospace		Entertainment

Thank you for your patience.