

Golden Bridge Electech Inc. Investor Conference

December 25, 2023

Contents

- 2023 Operations Overview
- 2024 Outlook
- Q & A

2023 Q3 合併綜合損益表- QoQ

2023 Q3 Statement of Comprehensive Income (Consolidated) - QoQ

Amount: NTD Million

		Q3'23		Q3'22		QoQ
		金額	%	金額	%	%
營業收入	Net Sales	260	100.0%	419	100.0%	(37.9%)
營業成本	Cost of Goods Sold	(202)	77.7%	(328)	78.3%	(38.4%)
營業毛利	Gross Profit	58	22.3%	91	21.7%	(36.3%)
營業費用	Operating Expenses	(49)	18.8%	(46)	11.0%	6.5%
營業利益	Operating Income	9	3.5%	45	10.7%	(80.0%)
營業外收入(支出)	Non-operating Income, Net	10	3.8%	26	6.2%	(61.5%)
稅前淨利	Income Before Tax	19	7.3%	71	16.9%	(73.2%)
本期淨利	Net Income	17	6.5%	56	13.4%	(69.6%)

2023 Q1 - Q3 合併綜合損益表- YoY

2023 Q1 - Q3 Statement of Comprehensive Income (Consolidated) - YoY

Amount: NTD Million

1~9月 Nine Months Ended September 30

		2023		2022		YoY
營業收入	Net Sales	762	100.0%	1,063	100.0%	(28.3%)
營業成本	Cost of Goods Sold	(608)	79.8%	(874)	82.2%	(30.4%)
營業毛利	Gross Profit	154	20.2%	189	17.8%	(18.5%)
營業費用	Operating Expenses	(144)	18.9%	(141)	13.3%	2.1%
營業利益	Operating Income	10	1.3%	49	4.6%	(79.6%)
營業外收入(支出)	Non-operating Income, Net	18	2.4%	47	4.4%	(61.7%)
稅前淨利	Income Before Tax	28	3.7%	96	9.0%	(70.8%)
本期淨利	Net Income	23	3.0%	76	7.1%	(69.7%)

2023 Q3 合併資產負債表摘錄

2023 Q3 Balance Sheet Highlight (Consolidated)

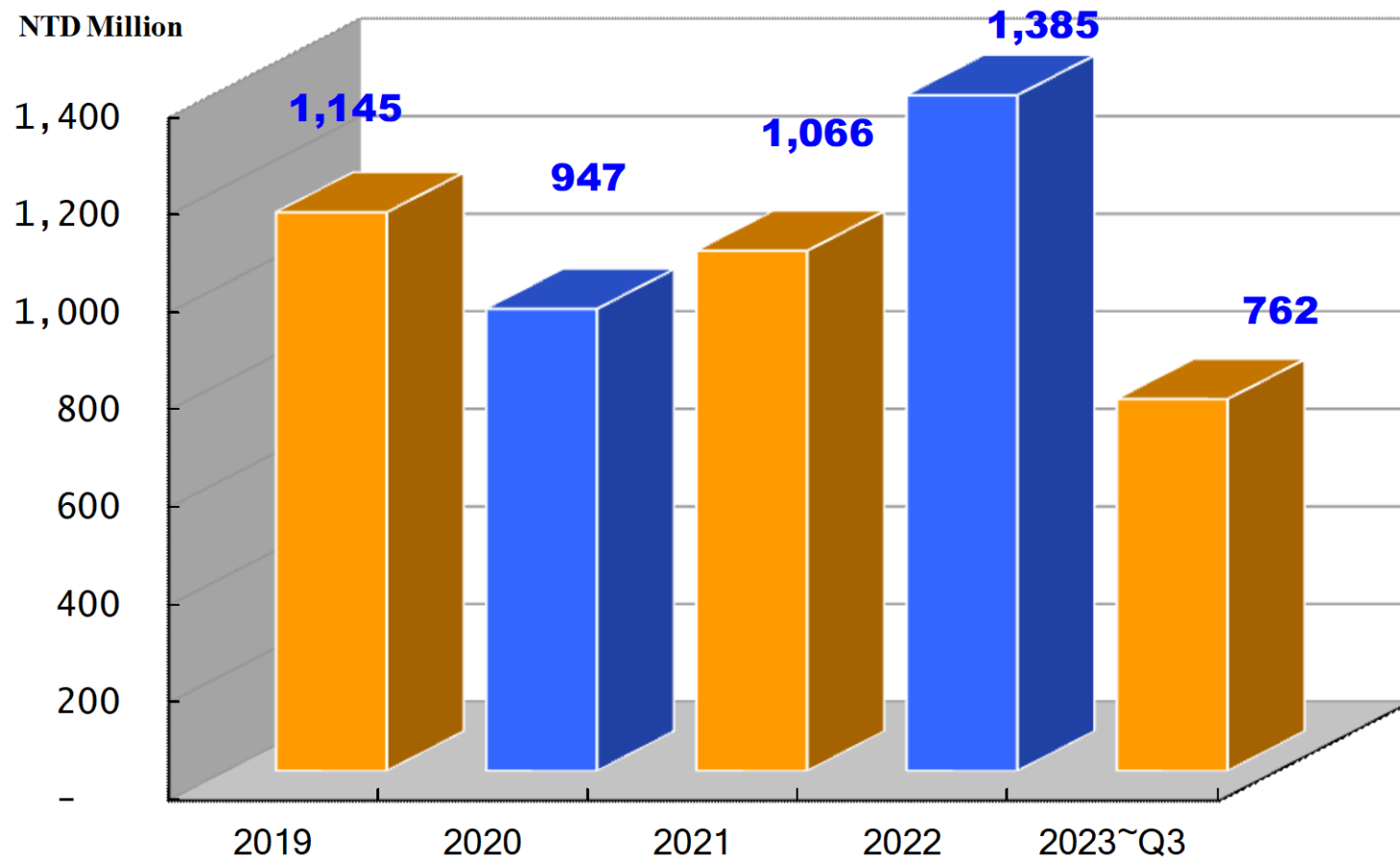
Amount: NTD Million

		2023/9/30	2022/12/31	QoQ
現金及約當現金	Cash and Cash Equivalents	469	250	87.6%
應收票據及應收帳款(淨額)	Notes & Accounts Receivable, Net	259	445	(41.8%)
存貨	Inventory	235	350	(32.9%)
短期負債(a)	Short Term Debt(a)	508	503	1.0%
長期負債	Long Term Debt	29	41	(29.3%)
權益總計	Equity	1,151	1,220	(5.7%)
資產總計	Total Assets	2,008	2,075	(3.2%)

(a) Short term debt = short term bank loan + current portion of long term loan

集團營收(Consolidated Revenue)

2019 - 2023 Q3



產品類別(Product Lines)

- ✦ 通訊線材(組)

Communication Cable: 無線通訊用線

- ✦ 電腦週邊設備線材

Computer Accessory & Peripherals: 各項周邊產品用線

- ✦ 工業用原線材

Industrial Applications: 高溫耐熱線材、工業電腦用線

- ✦ 醫療儀器用連接線

Medical Cable: 超音波用線、內視鏡用線

- ✦ 消費性電子連接線組

Consumer Products: 遊戲機線組、各種消費性設備用線

- ✦ 其他

Others : AR/VR相關產品

2024 Outlook:



Focus Areas:

- Expand customer base and revenue in North America, Europe, Northeast Asia, and Southeast Asia.
- Target high-quality customers.
- Improve efficiency and quality to enhance product gross margin.
- Continue the expansion of manufacturing facilities in Malaysia.

2024 Outlook:

- Proactive Exploration and Research & Development in Relevant Fields:
 - ◆ Medical Device
 - ◆ High Speed & Cloud Computing
 - ◆ Automotive

Product Domains:



Medical	Automotive & Aircraft	Communications	Industrial Applications	Consumer
Medical & Beauty	Automotive	Voice communications	Industrial control	Smart phone
Health care	Aircraft	Data communications	Data capture Data process center	Wearable device
		Aerospace		Entertainment

Thank you for your patience.